

**CENTER
FOR
INNOVATIVE
LEARNING**

Plagiarism Prevention & Detection



Overview

- What is plagiarism
- How to prevent
- How to detect
- Turnitin

The background features a horizontal band with a gradient from dark purple to bright blue. Overlaid on this are several thin, white circular lines of varying radii, creating a sense of depth and movement. The overall aesthetic is modern and digital.

What is Plagiarism

Activity #1

What types of plagiarism have you found in your course?

Types of Plagiarism

- Accidental Plagiarism not cited properly, misquoted, paraphrased without attribution
- Mosaic Plagiarism: changing synonyms and not using quotations. Mary had a little lamb=Mary had a small sheep
- Self- Plagiarism: submitting the same paper to multiple courses or submitting a paper that contains parts of multiple papers
- Direct Plagiarism: buying, stealing, borrowing, or copying large sections of text

The background features a horizontal band with a blue and purple gradient, overlaid with several large, semi-transparent white circles. A white rectangular box is positioned on the left side of this band, containing the text 'How to Prevent'.

How to Prevent

Activity #2

How have you prevented plagiarism in your courses?

Searches related to how to prevent plagiarism

how to **plagiarize successfully**

how to **copy and paste without plagiarizing**

how to **summarize without plagiarizing**

plagiarism-causes and solutions

how to **plagiarize successfully software**

what are the **five steps to avoid plagiarism?**

how to **not plagiarize facts**

how to **avoid self-plagiarism in turnitin**

Best Practices

- Course policy on Plagiarism
 - Define Plagiarism and give examples
 - Support: Student Services, Instructor feedback, Provide examples of proper citation
- Multiple part assignments (proposal, annotated bibliography, draft)
- Encourage students to review Turnitin reports
- Assignments that use ill-defined problems encourage originality and discourage copying from the web

Academic Integrity Policy

- Course Homepage
- Institutional Policies & Resources
- Academic Integrity Policy

Home

CHE101 LABS

Announcements

Syllabus

Modules

Grades

Zoom

Assignments

Collaborations

Discussions

Files

Outcomes


Pages

People

Quizzes

Rubrics

Welcome!



**ALBANY COLLEGE OF PHARMACY
AND HEALTH SCIENCES**

Center for Student Success

Institutional Policies & Resources

Technology Requirements

Canvas Tutorials

The background features a horizontal band of abstract, textured colors ranging from deep purple to bright cyan. Overlaid on this are several thin, white circular lines of varying radii, some of which are partially cut off by the edges of the frame. A prominent white rectangular box is positioned on the left side of the image, containing the text.

How to Detect

Warning signs

- Unusual phrasing
- Unevenness of style
- The author's writing style has changed
- Hidden Text
- Replaced Characters: o, n, u, as well capital S and L are often completely identical to Latin characters in modern fonts

Detection tools

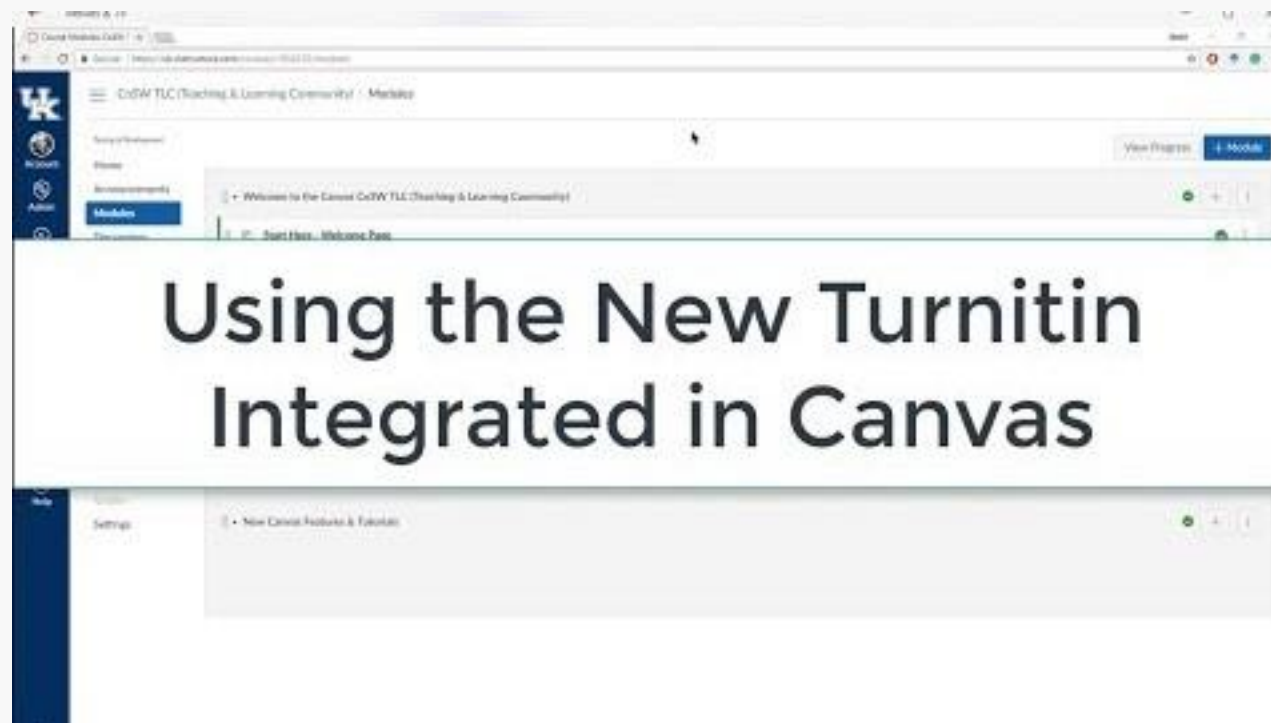
- Google the phrase, sentence, paragraph
- Conference with the student to determine familiarity with the work
- Turnitin



Turnitin

Turnitin and Canvas

Instructor feedback should be in Canvas. Use Turnitin as a reference tool



Hints


- Exclude 5 words: Student names, Course names, cover page
- Exclude quotes and bibliography: Quotes will match and increase score
- Manually resubmit if you think a later paper is plagiarized from an earlier paper
- Allow students to see their report (use as a learning tool)
 - Turn on ETS (Spelling, Grammar, Mechanics, Usage, Style)
- You can add Turnitin after students have submitted work
- Multiple attempts: the color flag will be from the highest matched document

Activity #3 after

1. Create a Turnitin Assignment
2. Act as Test Student and submit a paper
3. Review Turnitin Report

Review

- What is plagiarism
- How to prevent
- How to detect
- Turnitin
 - [Canvas Turnitin Assignment- Video](#)
 - [Canvas Turnitin Assignment- Guide](#)
 - [Canvas Instructor Tutorials](#)



References


Bowdoin. (n.d.). *The common types of Plagiarism*. Office of the dean of students. <https://www.bowdoin.edu/dean-of-students/judicial-board/academic-honesty-and-plagiarism/common-types-of-plagiarism.html>

Carnegie Mellon University. (n.d.). *How can I prevent plagiarism?* Eberly Center. <https://www.cmu.edu/teaching/designteach/design/instructionalstrategies/writing/preventplagiarism.html>

Massachusetts Institute of Technology. (n.d.). *Resources for teachers: How to detect plagiarism*. Comparative Media Studies. <https://cmsw.mit.edu/writing-and-communication-center/resources/teachers/prevent-plagiarism/>

Massachusetts Institute of Technology. (n.d.). *Resources for teachers: How to prevent plagiarism*. Comparative Media Studies. <https://cmsw.mit.edu/writing-and-communication-center/resources/teachers/prevent-plagiarism/>

Purdue University. (n.d.). *Best practices for teachers*. OWL. https://owl.purdue.edu/owl/research_and_citation/using_research/avoiding_plagiarism/best_practices_for_teachers.html



**CENTER
FOR
INNOVATIVE
LEARNING**

Thank you!

<http://bit.ly/cilacphs>