

# CENTER FOR INNOVATIVE LEARNING

## Quizzes



# Overview

- Question Types
- Feedback Options
- Question Banks
- Quiz Settings
- Moderate Quiz
- Grading Quizzes
- Planning for Open Book Quizzes

# **Classic Quizzes vs. New Quizzes**

---

Only talking about Classic quizzes today!

New Quizzes is still in development – but if there's a feature you're looking for, talk to us!

# What Kind of Quiz?

---



Practice Quiz



Graded Quiz



Graded  
Survey



Ungraded  
Survey

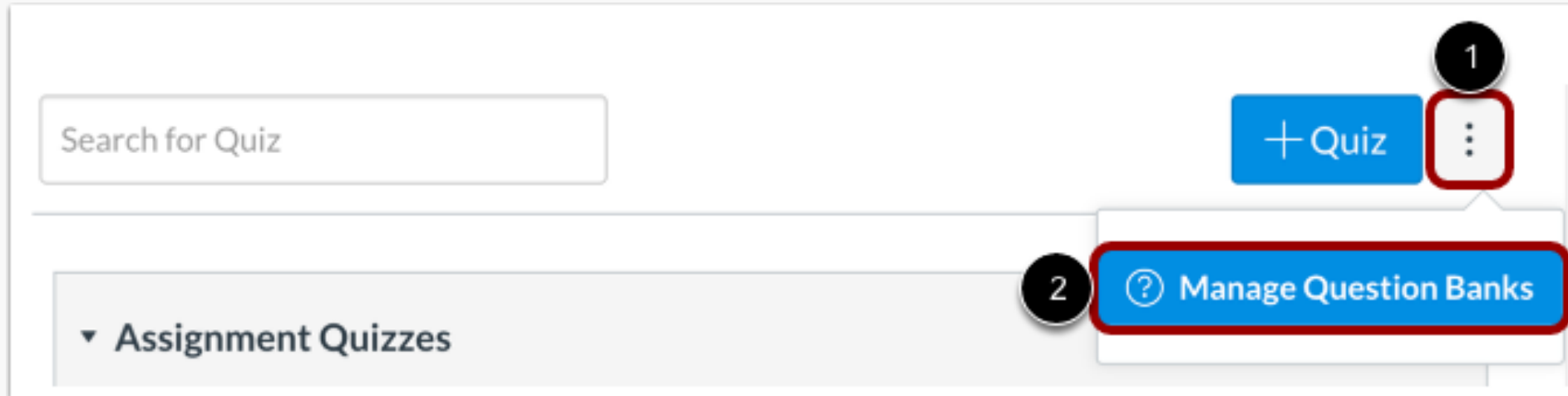
The background features a horizontal band with a gradient from dark purple on the left to bright blue on the right. Overlaid on this are several thin, white circular lines of varying radii, creating a sense of depth and movement. The overall aesthetic is modern and tech-oriented.

# **Creating Questions and Feedback**

# Question Banks

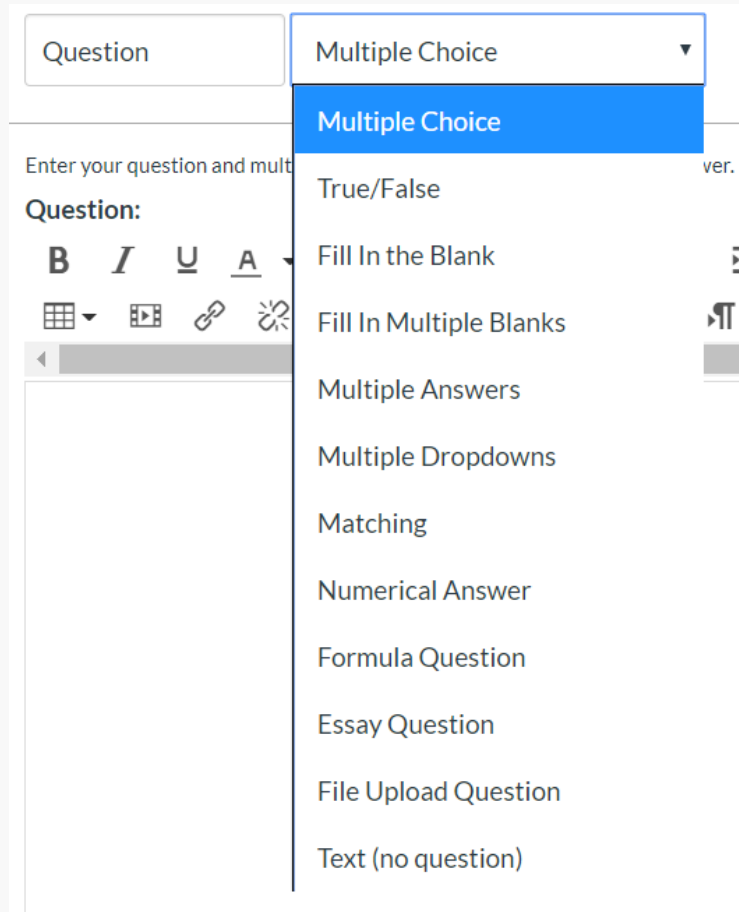
---

- Why use question banks?
  - Publisher materials
  - Randomization
  - Organization
  - Using materials across courses/semesters



# Question Types

---



The screenshot shows a question editor interface. At the top, there is a text input field labeled "Question" containing the text "Multiple Choice". Below this, there is a dropdown menu with "Multiple Choice" selected and highlighted in blue. The dropdown menu lists the following question types: Multiple Choice, True/False, Fill In the Blank, Fill In Multiple Blanks, Multiple Answers, Multiple Dropdowns, Matching, Numerical Answer, Formula Question, Essay Question, File Upload Question, and Text (no question). To the left of the dropdown menu, there is a text input field labeled "Question:" with a rich text editor toolbar containing icons for bold (B), italic (I), underline (U), text color (A), table, video, link, and unlink.

- Can be changed after you start writing the question
- Some are automatically graded, some require grading
- Unique options –
  - File upload
  - Text (no question)

# Building in Feedback

- Why?
  - Saves time in large classes
  - Helps students learn
  - Reusable
- 4 types of feedback
  - Answer-specific
  - Correct
  - Incorrect
  - General

The screenshot shows a user interface for editing a question's feedback. At the top, it says "Answers:". Below this, there are three rows of feedback options, each consisting of a colored box with three dots and a text input field labeled "Answer Text".

- The first row has a red box with three dots and a text input field.
- The second row has a green box with three dots, a green arrow icon, and the text "Correct Answer" in green, followed by a text input field.
- The third row has a green box with three dots, a green arrow icon, and the text "Possible Answer" in green, followed by a text input field. To the right of this input field are icons for editing (pencil) and deleting (trash).

At the bottom right of the main area, there is a blue link that says "+ Add Another Answer".

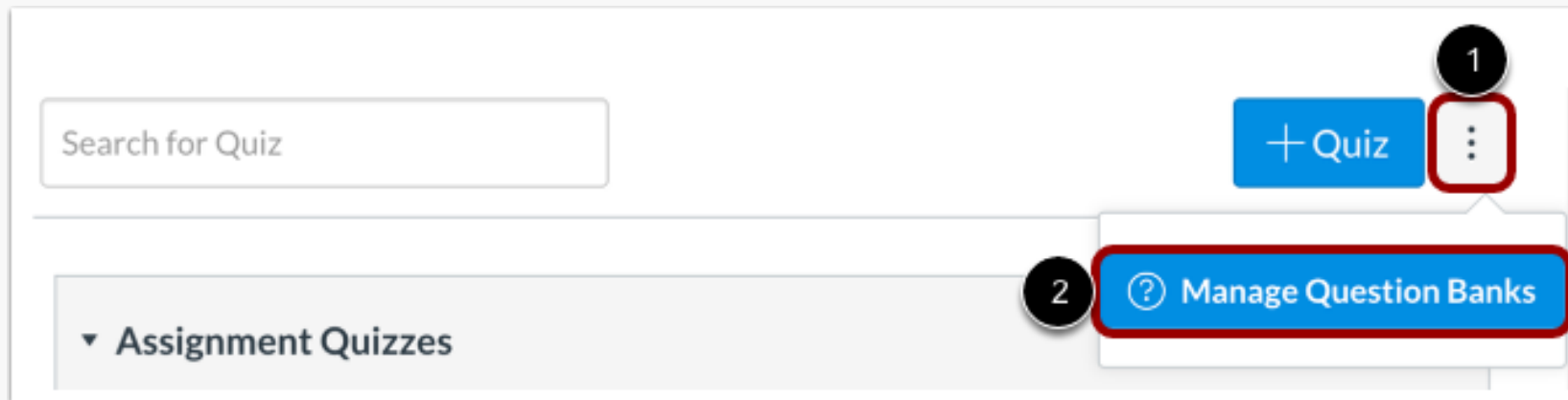
At the bottom of the interface, there are three colored boxes with three dots: a green one, a red one, and a blue one. Below these are two buttons: a grey "Cancel" button and a dark red "Update Question" button.



# Activity #1 3:00 min

---

- Go into a course
- Go to Quizzes
- Create a new Question Bank
- Add a question or two





# **Adjusting Quiz Settings**

# Quiz Settings

---



Timing



Feedback



Availability



Exceptions

# Activity #2 2:00 min

---

1. Create a new Quiz in your Sandbox course
2. Scroll down to the settings
3. Adjust the settings to suit a quiz or test you may give in your class

## Options

Shuffle Answers

Time Limit  Minutes

Allow Multiple Attempts

Let Students See Their Quiz Responses (Incorrect Questions Will Be Marked in Student Feedback)

Only Once After Each Attempt

Let Students See The Correct Answers

Show Correct Answers at

Feb 12, 2019 at 12am



Tue Feb 12, 2019

Hide Correct Answers at

Apr 26, 2019 at 12am



Fri Apr 26, 2019

Show one question at a time



# **Moderating and Grading**

# Monitoring Quizzes

---



Moderate Quiz



Quiz Logs

# Grading Quizzes

---

## Grading open-ended responses

- Uses SpeedGrader
- One student at a time
- No Grade by Question
- Fudge points

## Regrading individual questions

Regrade Options ×

Choose a regrade option for students who have already taken the quiz. Canvas will regrade all your submissions after you save the quiz (students' scores MAY be affected).

Award points for both corrected and previously correct answers (*no scores will be reduced*)

Only award points for the correct answer (*some students' scores may be reduced*)

Give everyone full credit for this question

Update question without regrading

Cancel Update

# Activity #3 2:00 min

---

1. Go into your new Quiz or an existing one
2. Find the Moderate This Quiz button.
  - a. If you have students in the class, look at the results.
3. Locate the Show Student Quiz Results option.
  - a. If you have students in the class, look at the results.





# **Planning for Online and Open Book Assessment**

# Security and Quizzes

---

- Balancing security and access
  - Time limits
  - One question at a time
- Using Question Banks
  - Random order
  - Every student gets a different version of the test
- Shuffle Answers
- Student Feedback viewing

# Open Book Assessment

---

- Designing assessments for online
  - Open-ended questions
  - Case-based questions
  - Very specific questions
- Lower stakes assessment
- Provide students with guidance
  - Open book does not mean no studying
  - Limit distractions
  - Plan to budget your time

# Activity #4 After

---

- How can you incorporate Quizzes into your class?
- Are there areas that students could benefit from a practice quiz?
- Does your publisher offer test banks?

# Review

- [What options can I set in a quiz?](#)
- [How do I create a question bank in a course?](#)
- [How do I create a quiz with individual questions?](#)
- [How do I regrade a Multiple Choice quiz question?](#)
- [Once I publish a quiz, how do I use the Moderate Quiz page?](#)
- [How do I view a quiz log for a student?](#)
- [Once I publish a quiz, what kinds of quiz statistics are available?](#)
- [How do I regrade a Multiple Choice quiz question?](#)
- [Center for Innovative Learning: Open Book Assessments](#)

**CENTER  
FOR  
INNOVATIVE  
LEARNING**

**Thank you!**

---

**<http://bit.ly/cilacphs>**